

May Hill Work Pack

Reception 08.02.21

Phase 2 High Frequency Word Mat

a	on	his	go
dad	up	to	an
I	back	him	as
mum	if	had	can
big	but	in	off
it	of	no	not
at	into	got	get
is		the	and



Phase 3 High Frequency Word Mat

will	with	my	we
that	for	see	you
then	he	too	her
now	them	was	be
she	down	all	they
this	me	look	are



Maths: Counting and Ordering Numbers to 20

Home Learning Challenges

Write out the numbers 0-20 on some paper or card, cut them up and then ask a grown-up to mix the numbers up – don't peek! Then, see how quickly you can put them into the correct order. You could ask someone to time you and then see if you can get faster when you try again.

Collect 20 leaves from your garden or a local park. Write the numbers 1-20, one on each leaf, using a thick marker pen. Use a hole punch to make a hole in either end of the leaves and then thread them onto a piece of string. Don't forget to put them in the correct order! You could then put up your homemade number line in your bedroom to help you remember the order of the numbers.

Next time you open a packet of raisins, some carrot sticks or apple pieces, count out how many you have. If you're eating them with a friend, count how many they have too. Can you write the numbers down?

Ask an adult to hide the numbers to 20 around your room, house or garden. See if you can find all 20 and place them in order. You could ask someone to tell you a number to find. Can you remember what the number looks like and find it?

Draw circles on a piece of paper and put different coloured paints in shallow trays. Choose a number between 1 and 20. Dip your finger into paint and add that many petals to one of the circles, making a flower. Count the petals to check how many you have and write that number in the middle of the circle. Choose another number and do the same to another circle on your page. Fill up your page with colourful flowers, each with different amounts of petals.

Write the numbers 0-20 on plastic building bricks. Make a tower of 21 bricks, seeing if you can put the numbers in the correct order. Start with 0 at the bottom and 20 at the top and then try starting with 0 at the top and 20 at the bottom.

Comparing Numbers to 10


Count how many vehicles are on each side of the road and then write your answers in the boxes. Circle which one has more.





Winter Writing Activity

Write a sentence about each winter picture.


Use the boxes at the top to help you.


icicle 


robin 

cold 

snow 

 sound it out

 finger spaces

 full stop





Winter Writing Activity

Write a sentence about each winter picture.

Use the boxes at the top to help you.

snowman



snow



berries



cold



sound it out



finger spaces



full stop





Winter Writing Activity

Write some sentences about the winter picture.

Use the boxes at the top to help you.

snowman



snow



sledge



cold



sound it out



finger spaces



full stop